



**FRAME
YOUR
VIEW**

VIDA

**ALUMINIUM
FRAMELESS
DOOR**

- ✓ **AAAMSA Tested and Approved**
- ✓ **Primary Weather Barrier**
- ✓ **Made with Custom Profiles, Hardware and Hinges**
- ✓ **Quick and Easy Installation**
- ✓ **Available in Standard Aluminium Colours**



VAN ACHT
Windows and Doors



Frame your view with the new VIDA aluminium frameless folding door range from Van Acht. Locally manufactured by Van Acht manufacturing, this frameless system is a highly affordable game changer, offering a stylish modern alternative that seamlessly blends into any space.

Crafted with high-quality aluminium and expertly engineered, this frameless door boasts incredible strength and durability. Tested and Approved by AAAMSA, this door can be used as a primary weather barrier. Qualified installers will find this system quick and easy to install, requiring little more than an Allen key set once the frame is fitted.

But it's not just about function - the Vida Aluminium Frameless Door system features a chunkier profile than standard aluminium frameless doors, signalling its unique design and providing the wow factor and a beautiful delineated view of the outdoors.

Tel: (011) 805-
5002 Fax: (011)
805-5033

Postal Address:

PO Box 7861

Halfway House, 1685

The AAAMSA Performance Test Certificate

(for inclusion with Forms 1 and 4 of SANS 10400-A)



NOT TRANSFERABLE

Section A: Particulars of Applicant

Applicant:

Van Acht Wooden Windows
148 Industrial Road
Kya Sand
2040

Membership No.: A5240

Vat. No.: 4290121807

CK No.: 1986/018155/23

Certificate
Number

D1661

Section B: Description of sample submitted for testing

AAAMSA Class Designation:

A1

Applicants' Drawing Reference:

Product: Van Acht Aluminium Frameless Sliding Door

System Supplier: Van Acht

System Ref: Van Acht Aluminium Frameless Door

Overall Dimensions:

1895mm wide x 2100mm high

Glass Type: Toughened glass

Glass Thickness: 8mm

Glass Supplier: PG GLASS

Glazing Gaskets:

N/A

Weather Seals:

H-Weather seal, Woolpile, Qlon Seal, Self-adhering Foam, Bubble seal

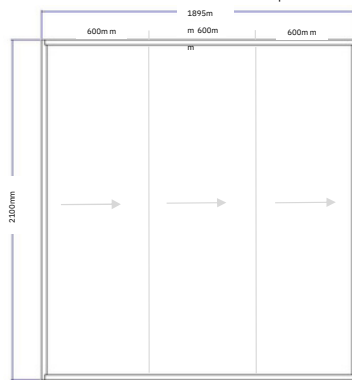
Hardware are:

Bespoke

Joint Sealant:

Silicone

Dimensional Sketch of Sample



Comments by Testing Authority

Section C: Testing in accordance with SANS 613: Fenestration products - Mechanical performance criteria

Performance Test	Test Conditions	Measured Result	Allowed Result
1. Air Infiltration	75 Pa	0.67 l/sec/m²	2 l/sec/m²
2. Positive Pressure	1 000 Pa	27.11 mm	-
3. Negative Pressure	1 000 Pa	-	-
4. Water Penetration	200 Pa	No Leaks	No Leaks
5. Structural Pressure	1 500 Pa	No Permanent deformation	No Permanent deformation
6. Operating Forces:			
To start movement		48 N	< 120 N
To sustain Movement		Negligible	< 80 N

Section C: Testing

NOT TRANSFERABLE

Additional testing is required for Fire Safety aspects as it does not form part of this Certification. Testing is strictly in accordance with SANS 613

Testing Authority:

(St amp) OMEGA Test House (Pty)Ltd
Report #: OTH-T-2211-02
Project #: GT-1500

Validated by AAAMSA:

(St amp) AAAMSA
PO Box 7861
Halfway House
1685

Date of issue: 30 January 2023

Date of Validation: 30 January 2023

Signed: Mr. Arno van der Walt

Signed:

Designation: Testing Officer

Designation: Executive Director

FRAME SIZES

STANDARD HEIGHT: 2098MM / 8MM GLASS

EXTRA HEIGHT: 2383MM / 10MM GLASS



QFL2L



1290 x 2100/2380mm (w x h)



CENTRE OPENING



AVAILABLE IN CHARCOAL AND BRONZE ,
SPECIAL FINISHES AVAILABLE ON REQUEST.



QFL3L RH



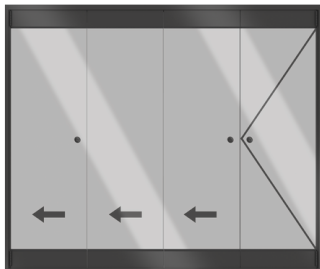
1900 x 2100/2380mm (w x h)



RIGHT HAND OPENING OR LEFT HAND



AVAILABLE IN CHARCOAL AND BRONZE,
SPECIAL FINISHES AVAILABLE ON REQUEST.



QFL4L RH



2500 x 2100/2380mm (w x h)



RIGHT HAND OPENING OR LEFT HAND



AVAILABLE IN CHARCOAL AND BRONZE,
SPECIAL FINISHES AVAILABLE ON REQUEST.


TO ACCOMMODATE A WIDER RANGE OF FRAMELESS REQUIREMENTS, 3 EXTRA LEAF SIZES, 150MM
300MM & 450MM CAN BE ADDED AS A FIX OR SIDE DOOR


FRAME SIZES



STANDARD HEIGHT: 2098MM / 8MM GLASS


EXTRA HEIGHT: 2383MM / 10MM GLASS






-  QFL5L RH
-  3100 x 2100/2380mm (w x h)
-  RIGHT HAND OPENING OR LEFT HAND
-  AVAILABLE IN CHARCOAL AND BRONZE, SPECIAL FINISHES AVAILABLE ON REQUEST.



-  QFL6L CO
-  3710 x 2100/2380mm (w x h)
-  CENTRE OPENING
-  AVAILABLE IN CHARCOAL AND BRONZE, SPECIAL FINISHES AVAILABLE ON REQUEST.



-  QFL7L RH
-  4310 x 2100/2380mm (w x h)
-  RIGHT HAND OPENING OR LH
-  AVAILABLE IN CHARCOAL AND BRONZE, SPECIAL FINISHES AVAILABLE ON REQUEST.



TO ACCOMMODATE A WIDER RANGE OF FRAMELESS REQUIREMENTS, 3 EXTRA LEAF SIZES, 150MM 300MM & 450MM CAN BE ADDED AS A FIX OR SIDE DOOR

FRAME SIZES





STANDARD HEIGHT: 2098MM / 8MM GLASS

EXTRA HEIGHT: 2383MM / 10MM GLASS



-  QFL8L RH
-  4920 x 2100/2380mm (w x h)
-  RIGHT HAND OPENING OR LEFT HAND
-  AVAILABLE IN CHARCOAL AND BRONZE,
SPECIAL FINISHES AVAILABLE ON REQUEST.



-
-  QFL9L RH
 -  5510 x 2100/2380mm (w x h)
 -  RIGHT HAND OPENING OR LEFT HAND
 -  AVAILABLE IN CHARCOAL AND BRONZE ,
SPECIAL FINISHES AVAILABLE ON REQUEST.




TO ACCOMMODATE A WIDER RANGE OF FRAMELESS REQUIREMENTS, 3 EXTRA LEAF SIZES, 150MM
300MM & 450MM CAN BE ADDED AS A FIX OR SIDE DOOR

FRAME SIZES

STANDARD HEIGHT: 2098MM / 8MM GLASS

EXTRA HEIGHT: 2383MM / 10MM GLASS



QFL10L



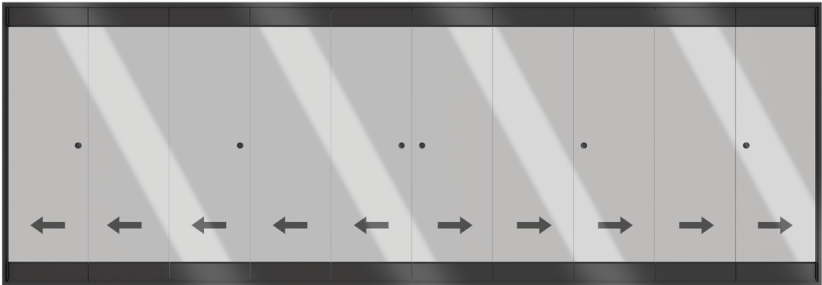
6120 x 2100/2380mm (w x h)



CENTRE OPENING



AVAILABLE IN CHARCOAL AND BRONZE ,
SPECIAL FINISHES AVAILABLE ON REQUEST.



TO ACCOMMODATE A WIDER RANGE OF FRAMELESS REQUIREMENTS, 3 EXTRA LEAF SIZES, 150MM
300MM & 450MM CAN BE ADDED AS A FIX OR SIDE DOOR

**FRAME
YOUR
VIEW**



www.vanacht.co.za
sales@vanacht.co.za

Branches

Randburg	011 708 2488
Krugersdorp	011 664 7192
Pretoria	012 548 7672
Klerksdorp	018 462 0784



[@vanachtdoors](https://www.instagram.com/vanachtdoors)